



## WORKTOP IMPRESSIONS 2009 - 2010

**GetaLit®**

**GetaCore®**

 **WESTAG &  
GETALIT AG**

**4 GetaLit® HPL Laminate Profiled worktops**

**AF 40/133 TRI Line Profile**

Stone reproductions\*<sup>1</sup>

**NEW** Crystal Uni decors\*<sup>1</sup>

**NEW** Crystal Stone reproductions\*<sup>1</sup>

Metallica decors\*<sup>1</sup>

Wood reproductions\*<sup>1</sup>

**NEW AF 40/113 Classic HighGloss**

Stone reproductions

Uni decors

Woodgrain reproductions

**28 GetaLit® HPL Laminate Square lipped worktops**

AF 40/HPL-PP-3D edge Single- & Dual-sided

AF 60/HPL-PP-edge Maximo Single- & Dual-sided\*<sup>1</sup>

**36 GetaLit® HPL Laminate Wallback panels & Upstands**

Wallback full-& half-panels

Upstands square-edged

**40 GetaLit® Decor guide**

**68 GetaLit® technical information**

CutDesign

Care & Maintenance

GetaLit® Decor stock-code guide

**44 GetaCore® Solid Surface kitchen & bathroom worktops**

**AF 40/GC Standard kitchen worktops \*<sup>2</sup>**

Fine decors\*<sup>1</sup>

Coarse decors\*<sup>1</sup>

Star decors\*<sup>1</sup>

Terrazzo decors\*<sup>1</sup>

**58 AF 40/GC kitchen worktops with integrated sink modules \*<sup>3</sup>**

Uni decors

Fine decors

Coarse decors

**62 AF 30/GC Solid Surface bathroom tops**

Fine decors

Coarse decors

**66 GetaCore® Decor guide**

**78 GetaCore® technical information**

Worktop accessories

Care & Maintenance

GetaCore® Decor stock-code guide

\*1 Also available cut-& edged via CutDesign.

\*2 Please note all standard 40 mm GetaCore® worktops are also available as 60 mm MAXIMO worktops, or even with a downstand from 60 – 200 mm thickness. Please enquire about lead times.

\*3 Please note there is also a selection of 50 mm StandAlone sink-modules and 50 mm StandAlone OnePiece corner tops available. Please enquire about lead times.



Photo: Mereway Kitchens - Lastra black and white gloss

## **KITCHEN** | INDIVIDUAL | PROFILED AND SQUARE LIPPED WORKTOPS

The appeal of „GetaLit®“ worktops lies in their intelligent layering in the HPL process. The abbreviation HPL stands for High Pressure Laminate – decorative laminated boards according to the European Standard EN438. They offer extraordinary stability, superb finish and an enormous range of decors.


The excellent technical properties of GetaLit® HPL join forces with a perfect appearance to create a material of excellent quality. A GetaLit® worktop is a real quality product which can stand up to almost anything: slight impact and standard scratch resistant, light fast, resistant to stains, and, what's more, to common household chemicals. The surface is even impervious to boiling water, wet or dry heat, cigarette ash and short-term exposure to hot pots at temperatures up to 230°C. These excellent material properties are laid down in the European standard EN 438 – a guarantee for lastingly beautiful and hygienic worktops!



» TRI LINE PROFILE



» CRYSTAL SURFACE



» CLASSIC HIGH GLOSS PROFILE

## PROFILED WORKTOPS | NEW CRYSTAL SURFACE

### TRI Line Profile

The unique character of GetaLit® HPL laminated worktops really comes into its own when you touch it. Unusual shapes and a perfect finish are further dimensions to the quality of the decor for your very own interior.

Shape: The GetaLit® TRI Line worktop profile - as the profile name indicates - being produced with a 'TRI' - 3 mm -radius along the postformed edge reflects a contemporary feel.

Finish: Functionality is a good thing – and even better when it's pleasing to the eye. GetaLit® turns this claim into reality: Standard surface finishes as well as the NEW CrystalLine finish and the HighGloss finish now being applied to the Classic worktop profile always work harmoniously in conjunction with the decor and profile.

### NEW Crystal Surface finish

Fascinating decors fit in perfectly with their surroundings and can be used as a style or fashion statement. The selection of Uni decors within the CrystalLine surface range creates an attractive tool for design; decors will show an appearance full of light and colour. The NEW CrystalLine surface range is a hard-wearing surface finish – enhancing the resistance and durability of GetaLit® worktops.

### NEW Classic HighGloss Profile

Shape & Finish: HighGloss surface finishes now can be obtained in the GetaLit® Classic worktop profile – being produced with an 8 mm radius along the postformed edge. The mirror-finished surfaces are a glossy and appealing eye-catcher giving you a pristine gloss in your kitchen!



Photo: Mereway Kitchens - Lastra red silk alum glazed







## STONE | STANDARD

Stone is a material with features like durability, resistance and great stability – just like the GetaLit® worktops. The cool stone appearance combined with modern Uni decors as well as warm wood tones is particularly attractive.


Surface finishes: Standard structures Colin, Feinbütten and Pergament.



marble manila  
| SL 239 C |




lucca champanger  
| LU 376 C |




kleopatra yellow  
| KP 934 Fb |




grey flint  
| FM 322 Fb |




sand stone  
| FN 371 Fb |




granite beach  
| GR 621 C |



granite ocher  
| GT 479 C |



granite walnut  
| G 169 C |



green rock granite  
| CT 521 C |




Photo: Mereway Kitchens - Lastra pergamina and cappuccino gloss




## STONE | STANDARD

Stone is a material with features like durability, resistance and great stability – just like the GetaLit® worktops. As if moulded by Mother Nature herself, the cool stone appearance combined with modern Uni decors is particularly attractive.


Surface finishes: Standard structures Colin, Feinbütten and Pergament.




granite baltik  
| GT 741 C |




granite red  
| GT 617 C |



granite chestnut  
| Ci 136 C |



marble italy  
| C 127 Fb |



granite pepper grain  
| CRG 494 C |



makalu  
| LE 734 Pe |




Photo: Mereway Kitchens - Futura White Gloss vert extrusion


## STONE | STANDARD

Stone is a material with features like durability, resistance and great stability – just like the GetaLit® worktops. As if moulded by Mother Nature herself, the cool stone appearance combined with modern Uni decors is particularly attractive.


Surface finishes: Standard structures Colin, Feinbütten and Pergament.




freestone grey  
| FR 418 C |




stone gray  
| ST 451 C |




stone black white  
| ST 12 C |




grey speckle  
| RS 431 C |




midnight magic  
| FM 137 Fb |




porto slate  
| SC 475 Pe |




granite anthrazit  
| GN 113 C |



granite black  
| GT 117 C |



moon star  
| BT 144 C |




kleopatra black gold  
| KP 116 C |


## CRYSTAL | UNI

The people who go for Uni see the kitchen as a concept: The simple, clear series has no fussy detail – that's what makes it so convincing. The strong colours of the Uni decors are eye-catching in every kitchen and offer an attractive tool for design, decors will show an appearance full of light and colour in every kitchen application.

The NEW CrystalLine surface range is a hard-wearing surface finish – enhancing the resistance and durability of Getalit® worktops.



white  
| A 242 Cr |



sand  
| A 320 Cr |



cappuccino  
| A 332 Cr |



black  
| A 1 Cr |






Photo: Ewe - ewedition 02C/04 color panna/eiche havanna


## CRYSTAL | STONE

Stone is a material with features like durability, resistance and great stability – just like the GetaLit® worktops. As if moulded by Mother Nature herself, the cool stone appearance and touch is supported in a subtle way by the Crystal-feel surface finish.

Surface finish: Crystal – a rather hard-wearing surface finish enhancing the resistance and durability!




kamala grey  
| C 438 Cr |




campino concrete  
| H 437 Cr |




urbano  
| BN 744 Cr |




campino metal  
| H 674 Cr |




granite crystal  
| GT 463 Cr |




terrazzo stone  
| MK 214 Cr |




terrazzo black  
| MK 171 Cr |



terrazzo adige  
| MK 194 Cr |



campino patina  
| H 317 Cr |



quartz anthrazit  
| H 180 Cr |







Photo: GetaLit® worktop AF 40/133 H 437 Cr




Photo: Mereway Kitchens - Futura black and white gloss vert extrusion



## METALLICA | STANDARD

The Fineline surface finish emphasizes the brushed appearance of this metal-reproduction on HPL basis. With this decor a fashionable worktop can be fitted into your kitchen, creating a modern cool Metallica look with a standard HPL laminate surface. Surface finish: Fineline.



brushed stainless steel  
| ME 478 Fs |


## WOODGRAIN | STANDARD

Precious woods with various grains and colour nuances are the model for the varied wood decors. Surface finish: Fine-Pore structure.


Inspirations for decors can be found everywhere – Mother Nature offers so many ideas if you keep your eyes open. GetaLit® offers a new selection of woodgrain reproductions which are sometimes so close to real wood tones that they give you a rather real solid wood effect in your kitchen – combined with the advantageous product features of durable GetaLit® HPL laminate kitchen worktops.




butcherblock wenge  
| BBL 739 PoF |



butcherblock maron  
| BBL 329 PoF |



noce butcherblock  
| BBL 714 PoF |



bamboo dark stab  
| B 716 PoF |



wenge  
| WE 716 PoF |



belfort oak  
| Ei 711 PoF |






Photo: Woodgrain butcherblock reproduction on a dual-sided top.


## WOODGRAIN | STANDARD

Wood tones introduce warmth and richness into your kitchen. Precious woods with various grains and colour nuances are the basis for the diverse range of wood decors. At first glance scarcely distinguishable from the real thing, the worktops enhance the quality of your kitchen.


Surface finish: Fine-Pore structure.




walnut butcherblock  
| NU 742 PoF |



walnut bright rustic  
| NU 374 PoF |



walnut finely stab  
| NU 423 PoF |



stab butcherblock  
| BBL 467 PoF |



chestnut oviedo  
| KA 771 PoF |



smoke butcherblock  
| Ei 396 PoF |






Photo: Mereway Kitchens - Lastra burgundy gloss and sanded oak



Photo: White HighGloss kitchen with black HighGloss worktop.







## HIGH GLOSS | STONE

The mirror-finished surface HighGloss (Brilliantgloss) is a glossy and appealing eye-catcher. Thanks to the high-quality finish you will have lasting satisfaction with the pristine gloss in your kitchen! Especially the stone reproduction decors offered in the HighGloss surface finish reflect a real stone appearance. Surface finish: HighGloss (Brilliantgloss).


HighGloss surface finishes now can be obtained in the GetaLit® Classic worktop profile – being produced with an 8 mm radius along the postformed edge. The mirror-finished surfaces are a glossy and appealing eye-catcher giving you a pristine gloss in your kitchen!




terrazzo adige  
| MK 194 BG |




terrazzo black  
| MK 171 BG |



rena black blue  
| RE 128 BG |



moon star  
| BT 144 BG |



granite red  
| GT 617 BG |



kamala blue  
| C 462 BG |




Photo: Designa AVS, Dänemark




## HIGH GLOSS | UNI & WOOD

The mirror-finished surface HighGloss (Brilliantgloss) is a glossy and appealing eye-catcher. Thanks to the high-quality finish you will have lasting satisfaction with the pristine gloss in your kitchen! White and woodgrain offered in the HighGloss finish are suitable for both, to create either a rather modern and cool look, or, to feature a supreme elegance into your kitchen.

Surface finish: HighGloss (Brilliantgloss).




butcherblock wenge  
| BBL 739 BG |



white  
| A 242 BG |



» 40 HPL-/PP-EDGE



» 40 HPL-/3D EDGE



» 60 MAXIMO HPL-/PP-EDGE

## SQUARE LIPPED | STRAIGHT EDGED

### AF 40/HPL-PP-3D-edge

GetaLit® offers a variety of square lipped worktop options:

40 mm worktops can be lipped with either matching GetaLit® HPL laminate edgings; or, with a selection of matching- or Design-PP-edges (please refer to our decor stock guide) – and – last but not least there is a wide choice of Design 3D edges.

### AF 60/HPL-PP-edge Maximo

GetaLit® also offers 60 mm worktops square lipped with either matching GetaLit® HPL laminate edgings; or with a modern stainless steel look PP-edge (PP456).

### Single-& Dual-Sided

Both, 40 mm and 60 mm square lipped worktops can be installed as standard kitchen worktops (surface HPL laminate single-sided; reverse side moisture resistant kraftpaper) – as well as cabinet side-panels, shelvings or modern fly-over panels (then the worktops can be offered HPL laminated on both sides: dual-sided).

## SQUARE LIPPED | 40 MM PP-EDGES

All 60 GetaLit® laminate worktop decors are available either HPL-laminate- or PP-square-edged to create a rather solid square look of your kitchen worktop. Single-sided tops used as standard kitchen worktops, dual-sided tops installed as shelvings or furniture side panels, giving you all options to a nice colour-matched furniture completion.


Worktop surface finishes:

All finishes, Standard, Crystal and HighGloss.


If HPL-laminate edged:

All HPL-laminate edging decors possible.


Shown below are the Design PP-edges (for matching decors please refer to our decor stock-code guide).




| PP 142 R |




| PP 456 |




| PP 5363 |



| PP 2830 |



| PP 4771 |



| PP 7619 |



| PP 367 J |





Photo: GetaLit® worktop AF 40/PP decor and PP-edge: NU 742 PoF


## SQUARE LIPPED | 40 MM 3D-EDGES

All 60 GetaLit® laminate worktop decors are available either HPL-laminate or PP-square-edged to create a rather solid square look of your kitchen worktop. Single-sided tops used as standard kitchen worktops, dual-sided tops installed as shelvings or furniture side panels, giving you all options to a nice colour-matched furniture completion.

Worktop surface finishes: All finishes, Standard, Crystal and HighGloss.

If HPL-laminate edged: All HPL-laminate edging decors possible.


Shown below are the Design 3D-edges (for matching decors please refer to our decor stock-code guide).




| DC 700 R |



| DC 007 R |



| DC 212 R |



| DC 031 R |




| DC 002 R |




| DC 020 R |




| DC 081 R |



| DC 032 R |



| DC 022 R |



| DC 077 R |



| DC 001 R |






Photo: Mereway Kitchens - Futura cappucino and pergamon gloss

## SQUARE LIPPED | 60 MM MAXIMO HPL-/PP-EDGE

All 60 GetaLit® laminate worktop decors are available either HPL-laminate or PP456-square-edged to create a rather solid square look of your kitchen worktop. Single-sided tops used as standard kitchen worktops, dual-sided tops installed as flying-over panels or furniture side panels, giving you all options to a nice colour-matched furniture completion.

Worktop surface finishes: All finishes, Standard, Crystal and HighGloss.

If HPL-laminate edged: All HPL-laminate edging decors possible.




| PP 456 |






Photo: Mereway Kitchens - Futura mandarin silk and black gloss vert extrusion



» WALLBACK PANELS



» UPSTANDS

## WALLBACK PANELS & UPSTANDS | PRACTICAL

### Wallback Panels

A laminated wallback panel is a hygienic and easy to fit alternative to traditional wall tiling.

GetaLit® HPL laminated wallback panels are available in all 60 matching decors. By installing a Uni - or a stone reproduction decor a nice contrasting design could be achieved in your kitchen if desired.

GetaLit® full wallback panels with at a full height of 1300 mm allow a complete protection behind the hob-area and a full cover of uneven walls; 650 mm half-panels are perfect for an easy fit alongside the full worktop length.

### Upstands

Take it easy. 150 mm square-edged (long edges pre-glued with matching edges) are practical and easy to handle panels which just need to be cut to length for a modern upstand.

## WALLBACK PANELS | SIMPLE

Full wallback- and half wallback panels are available in all 60 matching worktop decors. Design your kitchen concept with the right mixture of matching elements as well as set apart half panels. A modern aluminium silver bead allows a nice complete finish along the edges. Surface finishes: All finishes, Standard, Crystal and HighGloss.



Photo: GetaLit® worktop and wallback panel decor: BU 392 PoF


## UPSTANDS | BEAUTIFUL

With GetaLit® upstands 150 mm high attractive surroundings can be created; either in all 60 matching or in highlighting contrasting decors. Easy application is guaranteed due to their long edges being pre-edged; just cut to length they can be installed to give every kitchen a nice completed look. Surface finishes: All finishes, Standard, Crystal and HighGloss.




Photo: Designa A/S, Dänemark


**STONE**




marble manila  
| SL 239 C |




lucca champanger  
| LU 376 C |




kleopatra yellow  
| KP 934 Fb |




sand stone  
| FN 371 Fb |



kamala grey  
| C 438 Cr |




freestone grey  
| FR 418 C |




marble italy  
| C 127 Fb |




grey flint  
| FM 322 Fb |




granite beach  
| GR 621 C |




granite crystal  
| GT 463 Cr |



granite walnut  
| G 169 C |



granite ocher  
| GT 479 C |




granite baltik  
| GT 741 C |




granite red  
| GT 617 C |




green rock granite  
| CT 521 C |




stone gray  
| ST 451 C |




stone black white  
| ST 12 C |



granite pepper grain  
| CRG 494 C |




grey speckle  
| RS 431 C |



midnight magic  
| FM 137 Fb |



granite anthrazit  
| GN 113 C |




campino concrete  
| H 437 Cr |




kamala blue  
| C 462 BG |



urbano  
| BN 744 Cr |




campino patina  
| H 317 Cr |




campino metal  
| H 674 Cr |



makalu  
| LE 734 Pe |




kleopatra black gold  
| KP 116 C |




terrazzo stone  
| MK 214 Cr |




quartz anthrazit  
| H 180 Cr |




granite chestnut  
| Ci 136 C |




terrazzo black  
| MK 171 Cr |




porto slate  
| SC 475 Pe |




rena black blue gloss  
| RE 128 BG |



granite black  
| GT 117 C |




moon star  
| BT 144 C |




terrazzo adige  
| MK 194 Cr |




## WOOD




walnut finely stab  
| NU 423 PoF |




walnut bright rustic  
| NU 374 PoF |



walnut butcherblock  
| NU 742 PoF |



butcherblock walnut  
| BBL 467 PoF |



chestnut oviedo  
| KA 771 PoF |




smoke butcherblock  
| Ei 396 PoF |




belfort oak  
| Ei 711 PoF |




butcherblock wenge  
| BBL 739 PoF |



butcherblock maron  
| BBL 329 PoF |



noce butcherblock  
| BBL 714 PoF |




bamboo dark stab  
| B 716 PoF |




wenge  
| WE 716 PoF |

## UNI




white  
| A 242 Cr |



sand  
| A 320 Cr |



cappuccino  
| A 332 Cr |



black  
| A 1 Cr |

## METALLICA




brushed stainless steel  
| ME 478 Fs |

AF 40/133 standard surface finishes and AF 60/Maximo standard surface finishes are also available cut-& edged via CutDesign.

**CRYSTAL**



white  
| A 242 Cr |




sand  
| A 320 Cr |




cappuccino  
| A 332 Cr |



kamala grey  
| C 438 Cr |



granite crystal  
| GT 463 Cr |




campino concrete  
| H 437 Cr |




terrazzo stone  
| MK 214 Cr |



south decor  
| BN 744 Cr |




campino patina  
| H 317 Cr |




campino metal  
| H 674 Cr |



quartz anthrazit  
| H 180 Cr |



terrazzo black  
| MK 171 Cr |




terrazzo adige  
| MK 194 Cr |



black  
| A 1 Cr |


**HIGH GLOSS**




white  
| A 242 BG |




kamala blue  
| C 462 BG |




granite red  
| GT 617 BG |




terrazzo black  
| MK 171 BG |




terrazzo adige  
| MK 194 BG |



rena black blue gloss  
| RE 128 BG |



moon star  
| BT 144 BG |



butcherblock wenge  
| BBL 739 BG |

AF 40/133 standard surface finishes and AF 60/Maximo standard surface finishes are also available cut-& edged via CutDesign.

## PROFILED WORKTOPS | NEW CRYSTAL SURFACE

### TRI Line Profile

The unique character of GetaLit® HPL laminated worktops really comes into its own when you touch it. Unusual shapes and a perfect finish are further dimensions to the quality of the decor for your very own interior.

Shape: The GetaLit® TRI Line worktop profile - as the profile name indicates - being produced with a 'TRI' - 3 mm -radius along the postformed edge reflects a contemporary feel.

Finish: Functionality is a good thing – and even better when it's pleasing to the eye. GetaLit® turns this claim into reality: Standard surface finishes as well as the NEW CrystalLine finish and the HighGloss finish now being applied to the Classic worktop profile always work harmoniously in conjunction with the decor and profile.

### NEW Crystal Surface finish

Fascinating decors fit in perfectly with their surroundings and can be used as a style or fashion statement. The selection of Uni decors within the CrystalLine surface range creates an attractive tool for design; decors will show an appearance full of light and colour. The NEW CrystalLine surface range is a hard-wearing surface finish – enhancing the resistance and durability of GetaLit® worktops.

### NEW Classic HighGloss Profile

Shape & Finish: HighGloss surface finishes now can be obtained in the GetaLit® Classic worktop profile – being produced with an 8 mm radius along the postformed edge. The mirror-finished surfaces are a glossy and appealing eye-catcher giving you a pristine gloss in your kitchen!



## SOLID SURFACE | MATERIAL

Tangible functional advantages and its innovative, aesthetic appearance make GetaCore® an ideal modern material for worksurfaces. The surface is non-porous and very easy to clean and maintain. Corner connections can be designed with seamless joints – good for maintenance, pleasing to the eye.

GetaCore® can in principle be processed like solid wood. For instance, the surface can be very finely sanded. The advantage: minor traces of use or damage can be simply removed – and your worktop is as good as new.

The customer must be aware that ANY Solid Surfaces have a sanded finish and are in a way comparable to Solid Wood tops which also need HANDLING with CARE and some AFTER care from time to time.

Dark colours finished in SemiMatt or especially HighGloss Finishes are high maintenance finishes and extra care needs to be exercised to avoid scratching. Slight scratches can be removed using the customer care kit.


Customers should be given a full sales consultation when selecting Solid Surface worktops, informing them about the necessity to use WorktopSavers all the time, about GetaCore® Care- & Maintenance kits being available. Scratches to GetaCore® Solid Surface worktops are not a reason for complaint.

The reflective particles in GetaCore® Star may have an appearance of being closer together when viewed from different angles – this is not a fault in product.


GetaCore® Terrazzo and Raindrops decors are created with rather large GetaCore® crunchies. In some areas joints may be noticeable as larger cut crunchies may be seen.

The standard delivery surface finish is "WetSanded". Manufacturer's recommended end-finish: "SemiMatt" or "HighGloss". For GetaCore® Star „HighGloss“.


Due to the nature of the product, Solid Surface finishes (especially dark colours and/or if product has been given a „HighGloss end-finish“) may show scratches. Please handle with care!



» KITCHEN WORKTOPS



» KITCHEN WORKTOP SINK MODULES



» BATHROOM TOPS

## KITCHEN & BATHROOM | MODERN CLASSIC

### Kitchen worktops

GetaCore® Solid Surface kitchen worktops create a unique style in every home. Like solid wood GetaCore® Solid Surface worktops can be finely sanded, the surface can be re-sanded and even be repaired. The material has been engineered to even allow an installation with seamless joints, corners and edges.

The GetaCore® decor range offers a collection specially designed for kitchen worktops.

All standard 40 mm GetaCore® worktops are also available in 60 mm MAXIMO worktops or even with a downstand from 60 – 200 mm thickness.

### Kitchen worktop sink modules

Within the range of GetaCore® Solid Surface material there are kitchen sinks available, designed either in matching or contrasting bowl & drainer area combinations. Make a choice from a contemporary selection of sinks, e.g. from bowl & a half sinks; two-bowl-sinks or pre-made drainer areas to go with an appropriate stainless steel sink. GetaCore® drainer-areas and sink-modules can be obtained factory undermounted in order to simplify the installation process.

There is also a selection of 50 mm StandAlone sink-modules and 50 mm StandAlone OnePiece corner tops available.

### Bathroom Tops

Design in the bathroom has become a key point in the interior fittings and selection of bathroom furniture, with a strong desire to create a personalised bathroom style at home. Solid Surface materials in bathroom fittings have become rather popular, Westag & Getalit's answer to this increasing demand is GetaCore®.

GetaCore® offers a variety of solutions to any bathroom, if at home or public cloakrooms, any interior fittings.

Standard bathroom tops are normally 30 mm thick; they are also available with 12 mm GetaCore downstands from 60 – even 200 mm.

## WORKTOPS | FINE

Fine people need Fine material. Going for the GetaCore® Solid Surface decors Fine structured assures an elegant smooth look of your kitchen worktop. Delicately combined with a modern soft Uni kitchen furniture creates a distinctive elegant interior.

GetaCore® offers a modern range of Fine structured decors essential for fashionable kitchen trends.



frosted white  
| GC 2417 |



frosted light  
| GC 2232 |



miracle sand  
| GC 2423 |



frosted sand  
| GC 7312 |



frosted grey  
| GC 4712 |



frosted brasil  
| GC 5311 |



frosted space  
| GC 1112 |





Photo: GetaCore® worktop decor GC 2417 SM; Oliveri® sink

## WORKTOPS | COARSE

GetaCore® Solid Surface kitchen worktops create a unique style in every home. Like solid wood GetaCore® Solid Surface worktops can be finely sanded, the surface can be re-sanded and even be repaired. The material has been engineered to even allow an installation with seamless joints, corners and edges.

The GetaCore® decor range offers a collection specially designed for kitchen worktops. With Coarse structured decors in modern chocolate & cappuccino trends perfectly harmonious with nearly any wood tones a perfect warm and at the same time modern look of your kitchen can be achieved.



miracle white  
| GC 2371 |



miracle feather  
| GC 3961 |



miracle red  
| GC 6721 |



frosted tobacco  
| GC 7761 |



miracle chocolate  
| GC 7163 |



miracle stone  
| GC 1472 |






Photo: Mereway Kitchens - Lastra Inserto Cream Gloss and Warm Cherry

## WORKTOPS | COARSE

GetaCore® Solid Surface kitchen worktops create a unique style in every home. Like solid wood GetaCore® Solid Surface worktops can be finely sanded, the surface can be re-sanded and even be repaired. The material has been engineered to even allow an installation with seamless joints, corners and edges.

The GetaCore® decor range offers a collection specially designed for kitchen worktops. Some of our Coarse structured decors are designed with 'real stone effects'.



miracle vanilla  
| GC 3434 |



miracle jade  
| GC 5292 |



miracle concrete  
| GC 4534 |



miracle desert  
| GC 3210 |



miracle black  
| GC 1062 |





Photo: Wellmann Kitchens

## WORKTOPS | STAR

Feel like a Star with a GetaCore® Star decor worktop in your kitchen! GetaCore® Star offers four great looking metallica-effect decors.

Polished in HighGloss they give any kitchen a pristine glossy look, effectively highlighted by the metallic particles. These reflective particles may have an appearance of being closer together when viewed from different angles – this lies in the nature of the decor. Also HighGloss polished GetaCore® Star worktops are high maintenance and care needs to be taken to avoid scratching. They can be re-polished from time to time. This modern material perfectly combines the tangible functional advantages of an innovative product with an elegant appearance – just the right thing for a Star!




star medium grey  
| GCS 434 |



star sevilla red  
| GCS 692 |



star dark blue  
| GCS 884 |



star anthracite  
| GCS 189 |





Photo: GetaCore® worktop decor GCS 692 HG; Oliveri® sink

## WORKTOPS | TERRAZZO

Add stunning stone impressions into your kitchen design. The large original GetaCore® crunchies have been developed in such a unique way to simulate beautiful mosaics.

3 mm GetaCore® sheets Terrazzo decors even offer a translucent appearance, special light effects can be gained by applying these onto acrylic glass material to give a kitchen wonderful illuminated furniture components, e.g. light plinth. The thicker 12 mm material appears to be a bit whiter than any bonded 3 mm sheets; this lies in the nature of the product. Since the Terrazzo crunchies are rather large, joints may be noticeable in some areas, even at a perfect seamless joint.



terrazzo crystal  
| GCT 236 |



terrazzo slate  
| GCT 137 |








Photo: GetaCore® worktop decor / fly-over panel: GCT 236 SM




Photo: GetaCore® worktop / sink-module decor: GC 2011 SM




## WORKTOP SINK MODULES | UNI & FINE

Make a choice from a contemporary selection of sinks, e.g. from bowl & a half sinks; two bowl sinks or pre-made drainer areas to go with an appropriate stainless steel sink. GetaCore® drainer-areas and sink-modules can be obtained factory undermounted in order to simplify the installation process.


Put the right mix into your kitchen by combining either contrasting Uni decors with Fine or Coarse structured drainer-areas and worktops. There is also a selection of 50 mm StandAlone sink-modules and 50 mm StandAlone OnePiece corner tops available.



titan white  
| GC 2011 |



pergamon  
| GC 2007 |



frosted white  
| GC 2417 |



frosted light  
| GC 2232 |



Photo: GetaCore® worktop / sink-module Type 2 decor GC 3210 SM



miracle white  
| GC 2371 |



frosted vanilla  
| GC 9923 |



miracle desert  
| GC 3210 |



frosted dust  
| GC 4143 |




## SINK MODULES | FINE & COARSE

Make a choice from a contemporary selection of sinks, e.g. from bowl & a half sinks; two bowl sinks or pre-made drainer areas to go with an appropriate stainless steel sink. GetaCore® drainer-areas and sink-modules can be obtained factory undermounted in order to simplify the installation process.


There are even nine bowl decors made from the same GetaCore® Solid Surface material to create a perfect match to your drainer area and worktop – so the same colour theme can be followed consequently throughout your kitchen concept. There is also a selection of 50 mm StandAlone sink-modules and 50 mm StandAlone OnePiece corner tops available.



frosted blue  
| GC 8421 |



miracle blue  
| GC 8061 |



frosted night  
| GC 8821 |

## BATHROOM TOPS | FINE

Made from the same GetaCore® Solid Surface material bathroom tops offer the same quality features as kitchen tops. A neat seamless joint is possible and brings aesthetic beauty to any bathroom. GetaCore® can also be used to create shower walls, bathroom bowls, bathroom plinths, mirror frames and many more stunning design possibilities.

Create your Fine bathroom furniture with GetaCore® Solid Surface Fine decors. GetaCore® bathroom tops can also be obtained as TWIN sets (with two bowls 'HIS & HERS' for your home bathroom fittings), as well as Multiple bowl-tops for public cloakrooms, hotel bathrooms, hairdressers' interior fittings and similar applications.



frosted white  
| GC 2417 |



frosted grey  
| GC 4712 |



frosted space  
| GC 1112 |





Photo: GetaCore® bathroom top decor GC 1112 SM with white bowl GC-SO-465/335

## BATHROOM TOPS | COARSE

'Think big' – using GetaCore® bathroom tops made with Coarse GetaCore® decors allow fantastic bathroom furniture designs. Just as colourful and fresh as expected in a bathroom environment.

Made from the same GetaCore® Solid Surface material bathroom tops offer the same quality features as kitchen tops. A neat seamless joint is possible and brings aesthetic beauty to any bathroom. GetaCore® can also be used to create shower walls, bathroom bowls, bathroom plinths, mirror frames and many more stunning design possibilities. GetaCore® bathroom tops can also be obtained as TWIN sets (with two bowls 'HIS & HERS' for your home bathroom fittings), as well as multiple bowl-tops for public cloakrooms, hotel bathrooms, hairdressers' interior fittings and similar applications.



miracle sand  
| GC 2423 |



miracle desert  
| GC 3210 |



frosted dust  
| GC 4143 |



frosted blue  
| GC 8421 |








Photo: GetaCore® bathroom top decor GC 8421 SM with white bowl GC-OV-522

**UNI**



titan white  
| GC 2011 |



cream white  
| GC 2002 |




pergamon  
| GC 2007 |



cream yellow  
| GC 3001 |



orange tree  
| GC 9001 |



london grey  
| GC 4002 |



new york grey  
| GC 4001 |



sevilla red  
| GC 6001 |




lounge brown  
| GC 7001 |



coffee dream  
| GC 7002 |



barcelona blue  
| GC 8001 |



vienna black  
| GC 1001 |

**STAR | TERRAZZO | RAINDROPS**



star medium grey  
| GCS 434 |\*1



star sevilla red  
| GCS 692 |\*1



star dark blue  
| GCS 884 |\*1



star anthracite  
| GCS 189 |\*1



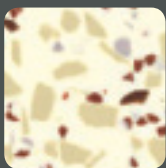
terrazzo slate  
| GCT 137 |\*1



terrazzo crystal  
| GCT 236 |\*1



terrazzo myrtle  
| GCT 532 |



terrazzo toffee  
| GCT 713 |



raindrops anthracite  
| GCTR 18 |




raindrops concrete  
| GCTR 41 |



raindrops glass green  
| GCTR 52 |



raindrops rain  
| GCTR 29 |



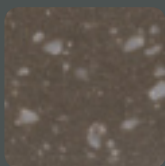
raindrops cappuccino  
| GCR 342 |



raindrops greige  
| GCR 427 |



raindrops aqua  
| GCR 529 |



raindrops coffee  
| GCR 783 |

FINE | COARSE



frosted white\*<sup>1</sup>  
| GC 2417 |\*<sup>2</sup>



frosted light  
| GC 2232 |\*<sup>1</sup>



miracle white  
| GC 2371 |\*<sup>1</sup>



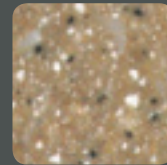
miracle ice  
| GC 2968 |



miracle feather  
| GC 3961 |\*<sup>1</sup>



frosted sand  
| GC 7312 |\*<sup>1</sup>



miracle caramel  
| GC 7940 |



miracle vanilla  
| GC 3434 |\*<sup>1</sup>



frosted vanilla  
| GC 9923 |



miracle dessert\*<sup>1</sup>  
| GC 3210 |\*<sup>2</sup>




miracle sand\*<sup>1</sup>  
| GC 2423 |\*<sup>2</sup>



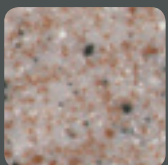
frosted coffee  
| GC 3172 |



frosted grey\*<sup>1</sup>  
| GC 4712 |\*<sup>2</sup>



miracle black  
| GC 1062 |\*<sup>1</sup>




miracle coral  
| GC 6421 |




miracle red  
| GC 6721 |\*<sup>1</sup>



frosted wine  
| GC 6172 |



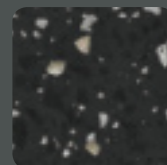
frosted tobacco  
| GC 7761 |\*<sup>1</sup>



miracle chocolate  
| GC 7163 |\*<sup>1</sup>



frosted space\*<sup>1</sup>  
| GC 1112 |\*<sup>2</sup>



miracle stone  
| GC1472 |\*<sup>1</sup>




miracle concrete  
| GC 4534 |\*<sup>1</sup>



miracle smoke  
| GC 4247 |




miracle grey  
| GC 4621 |




frosted camel  
| GC 5452 |



miracle jade  
| GC 5292 |\*<sup>1</sup>



frosted brasil  
| GC 5311 |\*<sup>1</sup>



frosted dark  
| GC 1122 |



frosted dust  
| GC 4143 |\*<sup>2</sup>



frosted blue  
| GC 8421 |\*<sup>2</sup>



miracle blue  
| GC 8061 |



frosted night  
| GC 8821 |

Please note all standard 40 mm GetaCore® worktops are also available as 60 mm Maximo worktops, or even with a downstand from 60 – 200 mm thickness. Please enquire about lead times.

Please note there is also a selection of 50 mm StandAlone sink-modules and 50 mm StandAlone OnePiece corner tops available. Please enquire about lead times.

\*<sup>1</sup> These are the standard AF 40/GC kitchen worktops. Also available cut-& edged via CutDesign.

\*<sup>2</sup> These are the standard AF 30/GC bathroom tops.

## GetaLit® laminate worktops and GetaCore® Solid Surface worktops 'tailor-made' via CutDesign

Westag & Getalit offers CUT-to-SIZE and even completely FINISHED worktops via an individually programmed software package called 'CutDesign'. CutDesign has been developed for all worktop requirements, if kitchen industry, retail trade - anything. It is easy to work with as it has been developed specifically for the worktop requirements – do not compare this with kitchen planning software. This unique step-by-step software efficiently takes you through the complete worktop cut-to-size and cut-&-edge process. Starting with the kitchen layout selection and finishing with a comprehensive drawing and specification – all created entirely within the CutDesign software programme – available also on YOUR computer.

[www.cutdesign.co.uk](http://www.cutdesign.co.uk)




Completely FINISHED worktops, HOB- and SINK-cut-outs:

With CutDesign you can even specify a cut-out to be factory made; GetaCore® sink-modules can also be ordered via a specific order form transmitted through with your order. CutDesign works out a drawing set and a quotation right away for you, once approved and ordered by yourselves your drawing is automatically sent directly into our system, human interpretation errors now being avoided.

Westag & Getalit assures you a perfect procedure of your order via the CutDesign software.

[www.cutdesign.co.uk](http://www.cutdesign.co.uk)



## Warranty details

Worktops with 38/58 mm quality chipboard substrate E1, one side and front edge faced with 0,7 mm GetaLit® HPL laminate (0,8 mm HighGloss; HPL produced according to EN 438); one long (spf) or two long edges (dpf) postformed (or square lipped). Reverse side and rear edge protected by moisture resistant kraftpaper. Water-resistant resin seal at joint along the front edge.



Full text of warranty available on request from your distributor. Westag & Getalit warrants the quality of our worktops, provided they are installed and used in accordance with the Westag & Getalit's instructions and the products are not mis-used.

\*1 Also available cut- & edged via CutDesign (only single-sided tops).

\*2 Cut-boards (2050/2600/3150 mm) ex our UK depot only available on STOCK products.

\*3 Dual-Sided tops. Please note that the reverse side GetaLit® laminate may be B-grade, i.e. this may show minor scratches due to unavoidable technical reasons. This may not cause a reason for complaint.

ST STOCK products

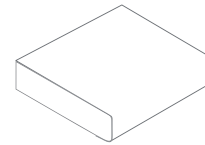
SP SPECIAL order items

Sizes

**AF 40/133 TRI Line Profile \*1**

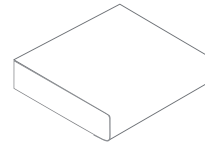
**AF 40/113 Classic HighGloss**

- ST 4100 x 600 x 39 mm single-postformed
- ST 2050 x 600 x 39 mm single-postformed \*2
- ST 4100 x 670 x 39 mm double-postformed
- ST 2050 x 670 x 39 mm double-postformed \*2
- ST 4100 x 900 x 39 mm double-postformed
- ST 2050 x 900 x 39 mm double-postformed \*2



tri line profile  
| AF 40/133 |

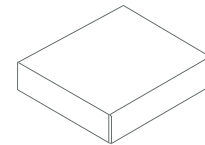
- SP 4100 x 900 x 39 mm single-postformed
- SP 4100 x 1200 x 39 mm single-postformed
- SP 4100 x 1200 x 39 mm double-postformed



classic highgloss profile  
| AF 40/113 |

**AF 40/133 TRI Line Profile \*1**

- ST 5200 x 600 x 39 mm single-postformed
- ST 3150 x 600 x 39 mm single-postformed \*2
- ST 2600 x 600 x 39 mm single-postformed \*2
  
- ST 5200 x 650 x 39 mm single-postformed
- ST 4100 x 650 x 39 mm single-postformed \*2
- ST 3150 x 650 x 39 mm single-postformed \*2
- ST 2600 x 650 x 39 mm single-postformed \*2
- ST 2050 x 650 x 39 mm single-postformed \*2



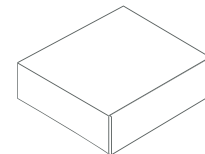
square lipped worktop  
single- & dual-sided  
| AF 40/HPL/PP/3D |

**AF 40/square lipped**

**AF 60/square lipped MAXIMO \*1**

**Single- & Dual-Sided \*3**

- SP 4100 x 600 x 39 mm single-edged
- SP 4100 x 650 x 39 mm single-edged
- SP 4100 x 670 x 39 mm double-edged
- SP 4100 x 900 x 39 mm single-edged
- SP 4100 x 900 x 39 mm double-edged
- SP 4100 x 1200 x 39 mm single-edged
- SP 4100 x 1200 x 39 mm double-edged

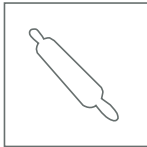


square lipped worktop  
single- & dual-sided  
| AF 60/HPL/PP Maximo |

### Quality features

GetaLit® worktops produced with GetaLit® HPL laminate according to EN 438 are highly resistant to abrasion, moisture and common household chemicals, but, every care should be taken to ensure that your GetaLit® worktop is not abused, therefore:


- » Please always use mild cleaning agents and soft cloths for cleaning.
- » Please always use a protective mat (do not place hot pans directly on the surface!).
- » Please always use a chopping board – a WorktopSaver – to avoid any marks, damages and stains.



food safe according to  
EN 1186 and EN 13130



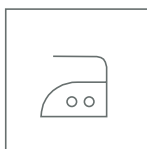
impact resistant  
according to  
ISO 13894



light fast



abrasion and scratch  
resistant



heat resistant up to  
230 °C



resistant to common  
household chemicals



### Light stains/dirt:

Use a dry or damp soft cloth, towel.

Use a commercial cleaning agent, e.g. washing-up liquid, warm soapsuds with a cloth. If necessary, leave for a while and then rinse thoroughly with clean water.

### Heavy stains/stubborn marks like paint, glue residues, ink, etc:

First remove any paraffin or wax mechanically. Iron off any residues with blotting paper (iron not too hot!). Then use an organic solvent spirit, acetone (nail varnish remover), petrol. DO NOT repeat too often! Read cleaning solvent-manufacturer's instructions carefully!

### Moisture:

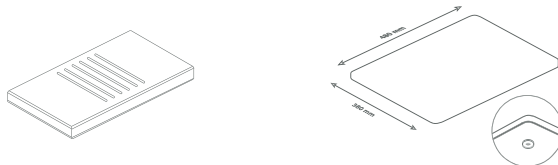
Whereas boiling water and cooking splashes should do no harm we highly recommend removing any excess water immediately of the worktop's surface/joint in order to avoid any moisture ingress.

### PVC-aprons/front edge:

Please note that contact between the worktop's front edge and PVC-aprons, jeans-belts etc. over a long period of time may result in damage of the front edge, especially in the oven and sink area. Please take special care and try to avoid such over-use.

### Scratches:

Due to the nature of the product, worktops with dark colours (especially HighGloss) may show scratches. Scratches on HPL laminate worktops cannot be removed, they should be avoided in the first place by using a chopping board – a WorktopSaver. Wax polishes should NEVER be used. Do not use any abrasive, acid-containing or scouring agents. Especially not on dark colours, nor on HighGloss surface finishes, since these may show scratches.



Decors: mm	AF 40/133	AF 40/133	Upstands	AF 40/113 BG
	4100	5200	4100 x 150	4100
<b>STONE/STANDARD</b>	ST	ST	ST	ST
BT 144 C	x	x	x	
C 127 Fb	x		x	
Ci 136 C	x	x	x	
CRG 494 C	x	x	x	
CT 521 C	x		x	
FM 137 Fb	x	x	x	
FM 322 Fb	x		x	
FN 371 Fb	x	x	x	
FR 418 C	x	x	x	
G 169 C	x	x	x	
GN 113 C	x	x	x	
GR 621 C	x	x	x	
GT 117 C	x		x	
GT 479 C	x		x	
GT 617 C	x		x	
GT 741 C	x	x	x	
KP 116 C	x	x	x	
KP 934 Fb	x		x	
LE 734 Pe	x		x	
LU 376 C	x	x	x	
RS 431 C	x		x	
SC 475 Pe	x		x	
SL 239 C	x	x	x	
ST 12 C	x		x	
ST 451 C	x		x	
<b>UNI/CRYSTAL</b>				
A 1 Cr	x		x	
A 242 Cr	x		x	
A 320 Cr	x		x	
A 332 Cr	x		x	
<b>STONE/CRYSTAL</b>				
BN 744 Cr	x		x	
C 438 Cr	x		x	
GT 463 Cr	x		x	
H 180 Cr	x		x	
H 317 Cr	x		x	
H 437 Cr	x		x	
H 674 Cr	x		x	
MK 171 Cr	x		x	
MK 194 Cr	x		x	
MK 214 Cr	x		x	
<b>METALLICA</b>				
ME 478 FS	x		x	



DECORS: mm	AF 40/133	AF 40/133	Upstands	AF 40/113 BG
	4100	5200	4100 x 150	4100
<b>WOOD/STANDARD</b>	ST	ST	ST	ST
B 716 PoF	x		x	
BBL 329 PoF	x	x	x	
BBL 467 PoF	x	x	x	
BBL 714 PoF	x	x	x	
BBL 739 PoF	x	x	x	
EI 396 PoF	x	x	x	
EI 711 PoF	x		x	
KA 771 PoF	x		x	
NU 374 PoF	x		x	
NU 423 PoF	x		x	
NU 742 PoF	x	x	x	
WE 716 PoF	x	x	x	
<b>UNI/BRILLANT</b>				
A 242 BG			x	x
<b>STONE/BRILLANT</b>				
BT 144 BG			x	x
C 462 BG			x	x
GT 617 BG			x	x
MK 171 BG			x	x
MK194 BG			x	x
RE 128 BG			x	x
<b>WOOD/BRILLANT</b>				
BBL 739 BG			x	x
<b>PP-/3D-EDGES</b>				
PP 142R				
PP 2830				
PP 367J				
PP 456				
PP 4771				
PP 5363				
PP 7619				
DC 001R				
DC 002R				
DC 007R				
DC 020R				
DC 022R				
DC 031R				
DC 032R				
DC 081R				
DC 077R				
DC 700R				
DC 212R				



## Warranty details

### GetaCore® kitchen worktops

Worktops with 35 mm quality chipboard substrate E1, one side faced with 3 mm acrylic bound GetaCore® Solid Surface material, surface wet-sanded, reverse side 0,3 mm balancer, front edge lipped with cork expansion joint and 12 mm GetaCore® chamfered edge. Water-resistant resinseal at joint along the front edge.

### GetaCore® bathroom tops

Worktops with 25 mm quality chipboard substrate E1, one side and front edge faced with 3 mm acrylic bound GetaCore® Solid Surface material, surface wet-sanded, reverse side 0,3 mm balancer, front edge lipped with 3 mm GetaCore®, 4 mm radiused edge.



Full text of warranty available on request from your distributor. Westag & Getalit warrants the quality of our worktops, provided they are installed and used in accordance with the Westag & Getalit's instructions and the products are not mis-used.

\*1 Also available cut-&edged via CutDesign.

\*2 Cut-boards (2050 mm) ex our UK depot only available on STOCK products.

ST STOCK products

SP SPECIAL order items

## Sizes

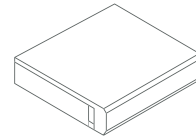
### AF 40/GC kitchen worktops \*1

- ST 4100 x 600 x 39 mm single-edged
- ST 2050 x 600 x 39 mm single-edged \*2
- ST 4100 x 670 x 39 mm double-edged
- ST 2050 x 670 x 39 mm double-edged \*2
- ST 4100 x 900 x 39 mm double-edged
- ST 2050 x 900 x 39 mm double-edged \*2

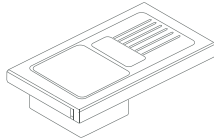
- SP 4100 x 650 x 39 mm single-edged
- SP 4100 x 900 x 39 mm single-edged
- SP 4100 x 1200 x 39 mm single-edged
- SP 4100 x 1200 x 39 mm double-edged

### AF 30/GC bathroom tops

- ST 4100 x 330 x 29 mm single-edged
- ST 2050 x 530 x 29 mm single-edged
- ST 4100 x 525 x 29 mm curved front
- ST 4100 x 530 x 29 mm straight front



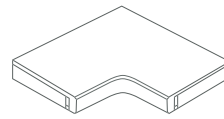
solid surface worktop  
| AF 40/GetaCore® |



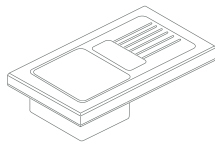
sink module  
| AF 40/GetaCore® |



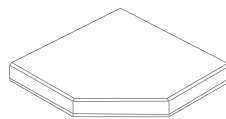
one piece corner top  
angled-front-edge  
| AF 40/GetaCore® |



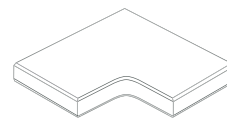
one piece corner top  
I-form  
| AF 40/GetaCore® |



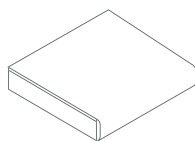
one piece  
sink module  
| AF 50/GetaCore® |



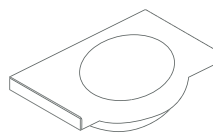
one piece corner top  
angled-front-edge  
| AF 50/GetaCore® |



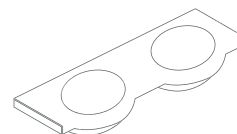
one piece corner top  
I-form  
| AF 50/GetaCore® |



bathroom top  
| AF 30/GetaCore® |



bowl and cowl  
| AF 30/GetaCore® |



2 bowls and 2 cowls  
| AF 30/GetaCore® |

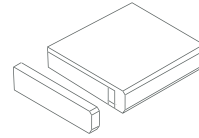
**Edge trims**

4100/2040 x 45 x 3 mm

4100/2040 x 45 x 12 mm

4100/2040 x 35,7 x 12 mm

Square edged. (recommended application with cork expansion joint).

**Cork strip**

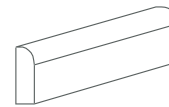
1800/19000 x 33 x 5 mm

(to be used with 12 mm GetaCore® edge trim).

**Upstands**

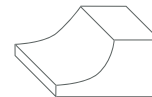
4100 x 34 x 12 mm

Radiused 10 mm, Type WAP 2

**Coved profiles**

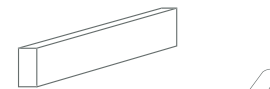
4100 x 22 x 12 mm

Could be glued onto the GC-worktop to form a nice radiused joint between worktop and wallback-panel/upstand.


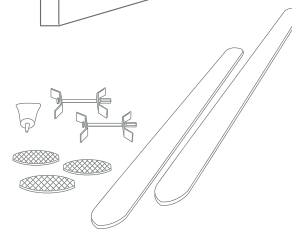
**Wallback panels & upstands**

4100/2040 x 1250/615/202 x 12 mm.

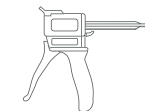
Square edged.

**Link set**

To simplify the L- or U-links of GetaCore® worktops. Containing 2 GetaCore® - tongues 3 mm in chip-board colour, 2 sets of link bolts, lamellos, white PVAc glue.

**Sanding set****Acrylic-glue**

For colour recommendation please see our GetaCore® worktop colour-range- and glue-recommendation list.

**Polisher**

150 ml-aluminium tube of special polishing paste to regain-GC-finish SemiMatt.

**HighGloss polishing milk**

500 ml-litre bottle polishing milk. Use with felt-pad in our GC-sanding-set, see sanding instructions to achieve HighGloss finish.





### MS Polymer glue

310 ml cartridges.

To be used to undermount stainless steel bowls/sinks.

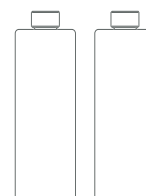


### Sika Biresin

Quick reacting 2-component filling-compound.

To be used to fix GC-bowls/sinks (pre-glued with GC- acrylic glue under GC-tops; ca. 250 + 250 ml/ 500 ml recommended per 1 bowl-/sink-fixation).

2 tins of component A + B; 1 kg each.

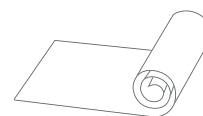


### Aluminium strip

1000/5000 x 75 x 0,3 mm rolls.

Moisture protection. Can be fixed under the GC-worktop in the sink-cut-out and dish-washer area.

Can also be used to fix the Thermo Kawool Strip in the hob-cut-out area.



### Thermo Kawool strip

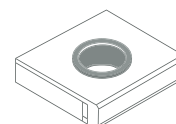
5000 x 25 x 2 mm rolls.

To be used as a heat protection in the hob-cut-out.



### Rubber sleeve

Thickness 29 mm (for bathroom tops) or 39 mm (for kitchen worktops); 35 mm diameter. If applied properly tight this rubber sleeve should protect tap hole drillings against moisture ingress.



### Cleaner

Special cleaner (this is actually a bleach!) for all GC-worktop surfaces for removal of tough stains, e.g. coffee, tea, etc.



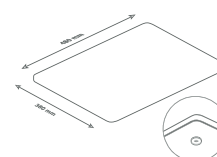
### Care- & Maintenance kits

Small and large available.



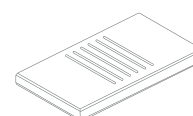
### WorktopSaver

480 x 380 x 12 mm



### Worktop protector rods/pan bars

Recommendation. 300 mm x 8 mm diameter; half-round, with a self-adhesive tape for easy application on your kitchen worktop.

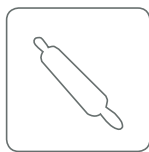


### Quality features

GetaCore® worktops produced with GetaCore® Solid Surface material can in principle be processed like solid wood. For instance, the surface can be very finely sanded.

The advantage: Minor traces of use or damage can be simply removed – and your worktop is nearly as good as new; but, every care should be taken to ensure that your GetaCore® worktop is not abused, therefore:

- » Please always use mild cleaning agents and soft cloths for cleaning.
- » Please always use a protective mat (do not place hot pans directly on the surface!).
- » Please always use a chopping board – a WorktopSaver – to avoid any marks, damages and stains right away.




food safe according to EN 1186 and EN 13130




easy to clean and hygienic thanks to its non-porous surface



heat resistant up to 180 °C according to ISO 19712



due to the nature of the product, warm to the touch



light-fast wool standard level 6 according to ISO 4892



can be repaired and touch sanded



seamless joints



resistant to common household chemicals according to ISO 19712

### Light stains/dirt:

Use a dry or damp soft cloth, towel.

Use a commercial cleaning agent, e.g. washing-up liquid, warm soapsuds with a cloth. If necessary, leave for a while and then rinse thoroughly with clean water.

### Care- and maintenance kit:

Please ask your local dealer for one and to advise you in detail about the after-care treatments. Minor scratches can be sanded away following our GetaCore® sanding-set instructions within our care & maintenance kit and/or within the sanding-set. There is a GetaCore® cleaner (which is actually bleach based) to clean away stubborn stains like ink, coffee, tea, etc.

### Moisture:

Whereas boiling water and cooking splashes should do no harm we highly recommend removing any excess water immediately from the worktop's surface/joint in order to avoid any moisture ingress.

### Scratches:

Scratches on GetaCore® Solid Surface worktops can be re-sanded, but quite obviously they should be avoided in the first place, therefore please observe: Please always use a WorktopSaver.

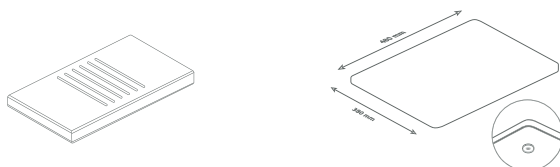
Due to the nature of the product, worktops with dark colours (especially HighGloss) may show scratches. Do not use any abrasive, acid-containing or scouring agents. Also wax polishes should NEVER be used.

### GetaCore® recommendations:

With GetaCore® Westag & Getalit offers a perfect material for interior design by a convincing variety of colours and decors which can be converted into very powerful and flexible products.

The client must be aware that ANY Solid Surfaces have a sanded finish and are in a way comparable to solid wood tops which also need handling with CARE and some after care from time to time.

Clients should be given special recommendation when selecting Solid Surface worktops, informing them about the necessity to use WorktopSavers all the time, about GetaCore® care- & maintenance kits being available. Scratches are not a reason for complaint.



<b>Decors:</b>	<b>AF 40/GC</b>	<b>AF 30/GC</b>	<b>12 mm GC upstands</b>
<b>mm</b>	<b>4100</b>	<b>4100/2040</b>	<b>4100 x 202</b>
<b>UNI</b>	ST	ST	ST
GC 1001			
GC 2011			
GC 2002			
GC 2007			
GC 3001			
GC 4001			
GC 4002			
GC 6001			
GC 7001			
GC 7002			
GC 8001			
GC 9001			
<b>FINE</b>			
GC 1112	x	x	x
GC 1122			
GC 2232	x		x
GC 2417	x	x	x
GC 3172			
GC 4143		x	
GC 4712	x	x	x
GC 5311	x		x
GC 5452			
GC 6172			
GC 7312	x		x
GC 8421		x	
GC 8821			
GC 9923			
<b>COARSE</b>			
GC 1062	x		x
GC 1472	x		x
GC 2371	x		x
GC 2423	x	x	x
GC 2968			
GC 3210	x	x	x
GC 3434	x		x
GC 3961	x		x
GC 4247			
GC 4534	x		x
GC 4621			
GC 5292	x		x
GC 6421			
GC 6721	x		x
GC 7163	x		x



Decors: mm	AF 40/GC 4100	AF 30/GC 4100/2040	12 mm GC upstands 4100 x 202
<b>COARSE</b>	ST	ST	ST
GC 7761	x		x
GC 7940			
GC 8061			
<b>STAR</b>			
GCS 189	x		x
GCS 434	x		x
GCS 692	x		x
GCS 884	x		x
<b>TERRAZZO</b>			
GCT 137	x		x
GCT 236	x		x
GCT 532			
GCT 713			
<b>RAINDROPS</b>			
GCTR 18			
GCTR 29			
GCTR 41			
GCTR 52			
GCR 342			
GCR 427			
GCR 529			
GCR 783			




You can select from a range of 60 decors, which are grouped into 3 main decor-groups:

- » Uni decors
- » Fine- and Coarse structured decors and
- » Star, Terrazzo and Raindrops.

Dark colours finished in 'SemiMatt' or especially 'HighGloss' finishes are high maintenance finishes and extra care needs to be exercised to avoid scratching. Slight scratches can be removed using the customer care kit.

The reflective particles in GetaCore® Star may have an appearance of being closer together when viewed from different angles – this is not a reason for complaint.



-  Plywood/Formwork
-  Doors/Frames
-  Laminates/Elements

**Westag & Getalit AG**

Postfach 26 29 | 33375 Rheda-Wiedenbrück | Germany

Tel. +49 5242 17-5225 | Fax: +49 5242 17-5610

[www.westag-getalit.de](http://www.westag-getalit.de) | [le.export@westag-getalit.de](mailto:le.export@westag-getalit.de)

[samplehotline@westag-getalit.de](mailto:samplehotline@westag-getalit.de)

[www.getalit.co.uk](http://www.getalit.co.uk) | [www.getacore.co.uk](http://www.getacore.co.uk)